



Ten Museum Pk Residential

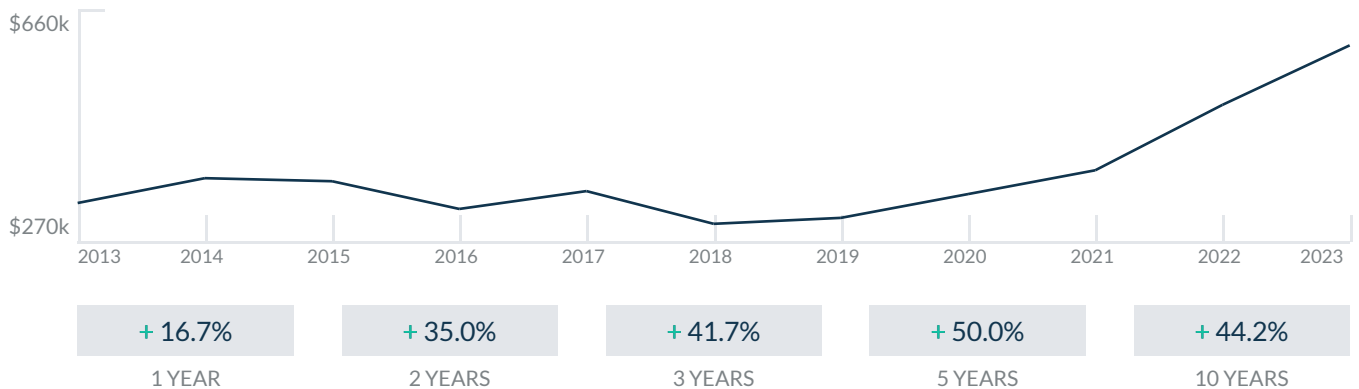
1040 Biscayne BLVD
Miami, FL 33132

Every month we compile this comprehensive market report focus on Ten Museum Pk Residential in this convenient and easy to read format. Our data comes from more than six different sources including MLS Associations, County Offices and Financial Institutions. Get this report for free every month on our website tenmuseumparkcondosforsale.com.

Property Stats

POSTAL CODE 33132

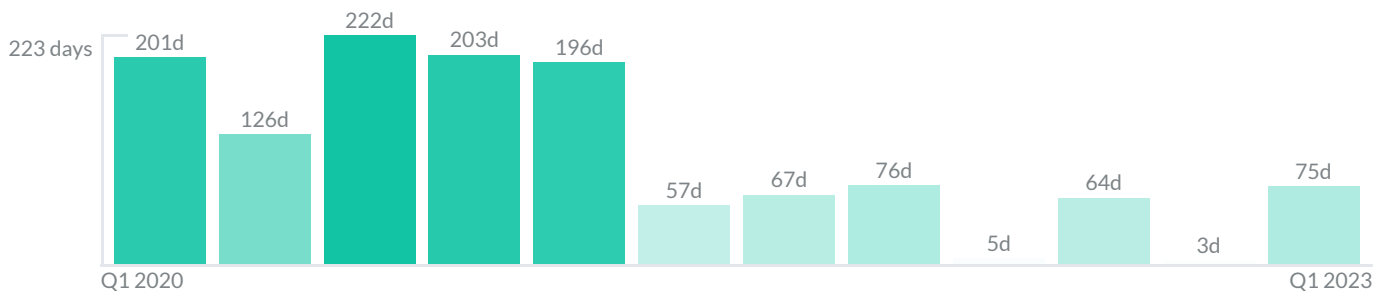
The property stats graph represents the median price evolution since ten years in your postal code area.



Similar Properties

DAYS ON THE MARKET

Everyday 3 months we monitor how many days it takes for similar properties to be sold. This is also a good indicator to know when to buy or sale!

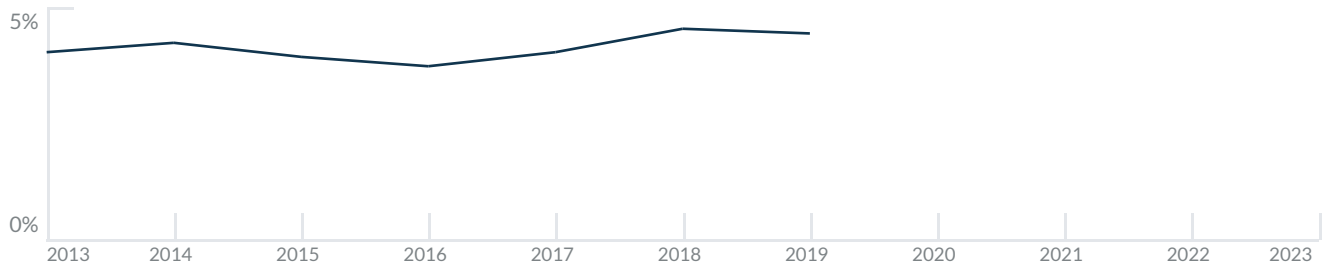


Mortgage Rates

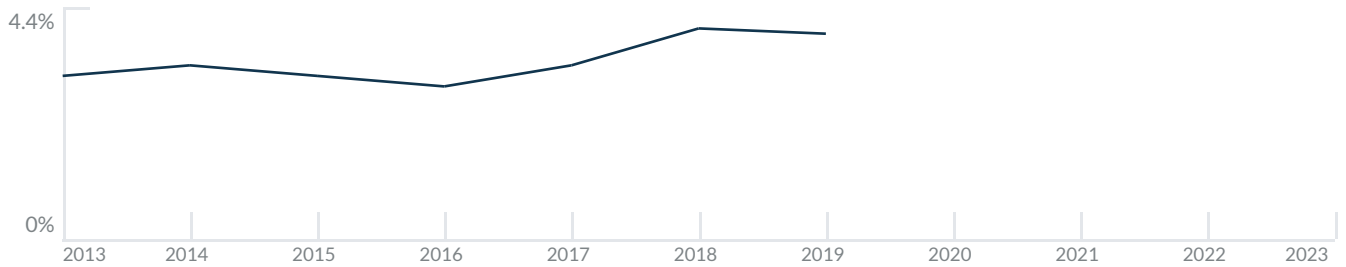
PER YEAR

Understanding mortgage economics is important when you want to buy with a loan. Below is the historical yearly average mortgage rates in the Unites States retrieved from Freddie Mac©

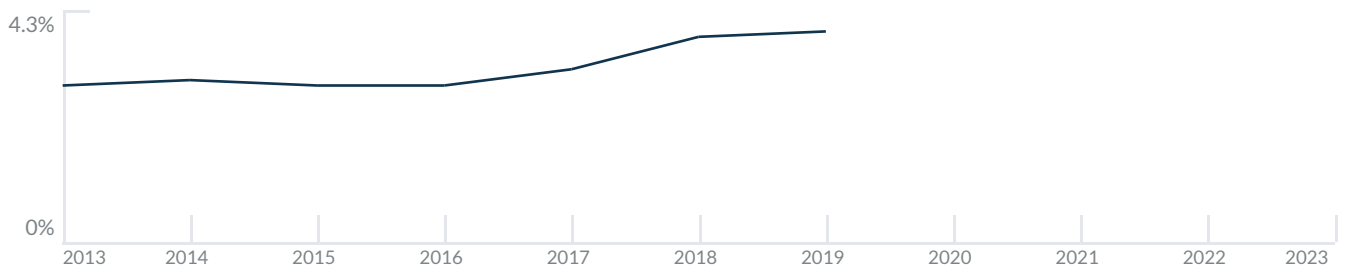
30 YEARS FIXED 4.4%



15 YEARS FIXED 3.9%



5/1-YEAR ADJUSTABLE 3.9%



Schools

CLOSEST

Having good schools nearby is important if you have kids or plan to rent or sell your home. Ratings are retrieved from the leading independent and nonprofit GreatSchools©

ELEMENTARY SCHOOL	MIDDLE SCHOOL	HIGH SCHOOL
Alpha Charter Of Aspire Engenio Maria De Hostos Youth Leadership Charter School	World School Of The Arts	
1/10	1/10	10/10

Insights

IN TEN MUSEUM PK RESIDENTIAL

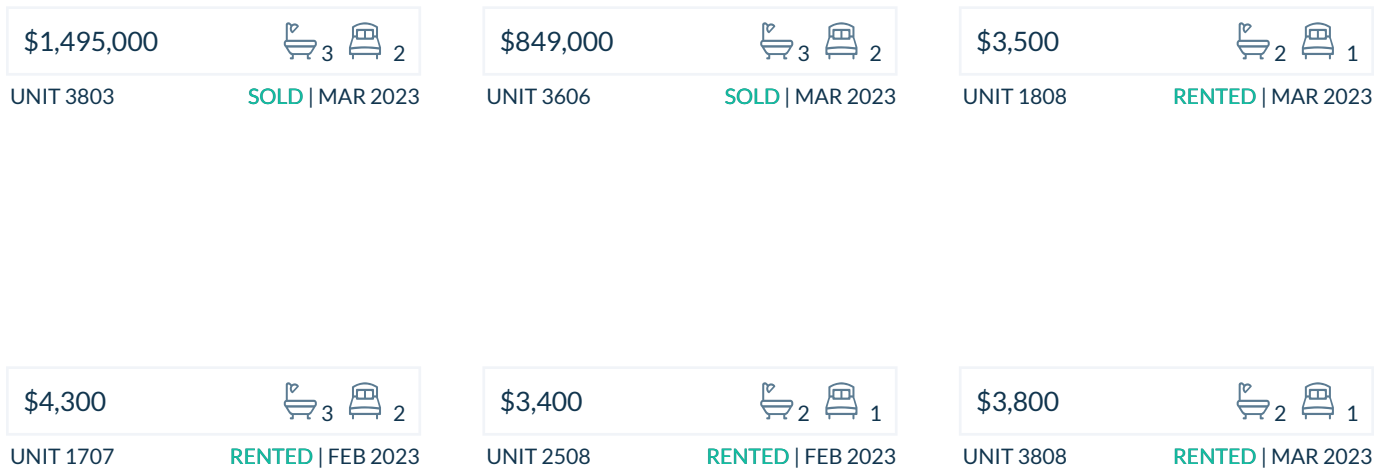
Below the average listing prices of available unit per property type.



Activity

SOLD OR RENTED

Below the latest transactions reported by the local MLS Association for Ten Museum Pk Residential



Sold

LAST 20 PROPERTIES SOLD IN TEN MUSEUM PK RESIDENTIAL

Unit	Price	Beds/Baths	\$/Sqft	Sqft	Buying Date	Days on Market
3803	\$1,495,000	2/3	\$833.3	1,794	Mar 2023	56
3606	\$849,000	2/3	\$756.0	1,123	Mar 2023	93
3805	\$465,000	1/2	\$587.9	791	Dec 2022	3
1608	\$524,000	1/2	\$648.5	808	Sep 2022	21
2104	\$1,550,000	2/3	\$896.0	1,730	Sep 2022	81
1905	\$460,000	1/2	\$581.5	791	Aug 2022	29
2205	\$450,000	1/2	\$568.9	791	Aug 2022	118
2108	\$499,900	1/2	\$618.7	808	Aug 2022	71
1508	\$440,000	1/2	\$544.6	808	May 2022	2
3507	\$675,000	2/3	\$601.1	1,123	Apr 2022	6
1008	\$425,000	1/2	\$526.0	808	Apr 2022	7
3207	\$685,000	2/3	\$610.0	1,123	Mar 2022	16
3406	\$629,000	2/3	\$560.1	1,123	Mar 2022	79
2907	\$625,000	2/3	\$556.5	1,123	Feb 2022	5
PH42...	\$4,150,000	3/5	\$1,055.4	3,932	Feb 2022	172
2403	\$1,200,000	2/3	\$668.9	1,794	Jan 2022	91
1403	\$1,300,000	2/3	\$724.6	1,794	Jan 2022	93
2208	\$425,000	1/2	\$526.0	808	Nov 2021	67
2505	\$345,000	1/2	\$436.2	791	Sep 2021	67
3407	\$545,000	2/3	\$485.3	1,123	Sep 2021	18

Rented

LAST 20 PROPERTIES RENTED IN TEN MUSEUM PK RESIDENTIAL

Unit	Price	Beds/Baths	\$/Sqft	Sqft	Rented Date	Days on Market
1808	\$3,500	1/2	\$4.3	808	Mar 2023	18
1707	\$4,300	2/3	\$3.8	1,123	Feb 2023	28
2508	\$3,400	1/2	\$4.2	808	Feb 2023	50
3808	\$3,800	1/2	\$4.7	808	Jan 2023	16
PH44...	\$16,000	3/4	\$6.2	2,566	Jan 2023	30
4003	\$8,200	2/3	\$4.6	1,794	Jan 2023	92
2506	\$4,200	2/3	\$3.7	1,123	Dec 2022	33
3005	\$3,550	1/2	\$4.5	791	Nov 2022	56
3505	\$3,250	1/2	\$4.1	791	Oct 2022	12
3305	\$3,800	1/2	\$4.8	791	Sep 2022	100
1608	\$3,400	1/2	\$4.2	808	Aug 2022	27
1105	\$3,250	1/2	\$4.1	791	Jun 2022	27
1806	\$5,000	2/3	\$4.5	1,123	Jun 2022	24
1908	\$3,900	1/2	\$4.8	808	Jun 2022	7
3402	\$8,150	2/3	\$4.5	1,802	Jun 2022	18
1108	\$3,350	1/2	\$4.1	808	Jan 2022	16
2203	\$7,250	2/3	\$4.0	1,794	Jan 2022	53
PH 46...	\$27,000	2/3	\$10.5	2,566	Dec 2021	29
2605	\$2,800	1/2	\$3.5	791	Dec 2021	6
2802	\$6,500	2/3	\$3.6	1,802	Nov 2021	32

Currently Listed

ACTIVE LISTINGS 1/2

Unit	Price	Beds/Baths	\$/Sqft	Sqft	Listing Date	Owner
N/A	\$23,900,000	0/0	N/A	N/A	Nov 2022	KEVIN VENGER
1106	\$699,000	2/3	\$622.4	1123	Mar 2023	EVERARDO VI...
1205	\$3,300/mth	1/2	\$4.2	791	Feb 2023	MIDLAND IRA...
1207	\$4,995/mth	2/3	\$4.4	1123	Nov 2022	JAMES FERRA...
1605	\$4,200/mth	1/2	\$5.3	791	Nov 2022	CHRISTINE M...
1607	\$669,000	2/3	\$595.7	1123	Dec 2022	
1701	\$10,000/mth	2/3	\$5.8	1735	Aug 2022	GRICELL PERE...
1707	\$4,500/mth	2/3	\$4.0	1123	Nov 2022	
1805	\$3,900/mth	1/2	\$4.9	791	Feb 2023	MOSTAFA GH...
1908	\$3,550/mth	1/2	\$4.4	808	Feb 2023	ERIK HOKANS...
2006	\$725,000	2/3	\$645.6	1123	Feb 2023	BRITT IRENE S...
2203	\$1,675,000	2/3	\$933.7	1794	Aug 2022	FABIAN CAIN...
2203	\$7,500/mth	2/3	\$4.2	1794	Jan 2023	FABIAN CAIN...
2402	\$8,000/mth	2/3	\$4.4	1802	Mar 2023	MARY NUGEN...
2406	\$695,000	2/3	\$618.9	1123	Feb 2023	COLLINS 408...
2408	\$3,800/mth	1/2	\$4.7	808	Mar 2023	JEAN CHARLE...
2603	\$1,800,000	2/3	\$1,003.3	1794	Mar 2023	DANIEL WOH...
2605	\$3,200/mth	1/2	\$4.0	791	Dec 2022	IRA FIELDS &...
2607	\$695,000	2/3	\$618.9	1123	Nov 2022	ARIEL F ABUD
2806	\$4,495/mth	2/3	\$4.0	1123	Nov 2022	JAMES FERRA...

Currently Listed

ACTIVE LISTINGS 2/2

Unit	Price	Beds/Baths	\$/Sqft	Sqft	Listing Date	Owner
3007	\$1,250,000	2/3	\$1,113.1	1123	Feb 2023	JESSICA M FU...
3007	\$6,900/mth	2/3	\$6.1	1123	Mar 2023	JESSICA M FU...
3301	\$1,995,000	2/2	\$1,149.9	1735	Mar 2023	N/A
3304	\$1,650,000	2/3	\$953.8	1730	Feb 2023	
3304	\$15,000/mth	2/3	\$8.7	1730	Feb 2023	
3508	\$3,600/mth	1/2	\$4.5	808	Mar 2023	MAURICE BE...
3802	\$1,799,000	2/3	\$998.3	1802	Mar 2023	ANTONIO RE...
3803	\$1,595,000	2/3	\$889.1	1794	Jan 2023	ALAN B FISH...
3803	\$8,500/mth	2/3	\$4.7	1794	Aug 2022	ALAN B FISH...
3805	\$495,000	1/2	\$625.8	791	Nov 2022	Matthew Stev...
3805	\$3,300/mth	1/2	\$4.2	791	Nov 2022	Matthew Stev...
4003	\$1,550,000	2/3	\$864.0	1794	Nov 2022	MARCEL FRA...
4008	\$599,999	1/2	\$742.6	808	Nov 2022	LINDA BARRO...
4203	\$3,899,000	3/4	\$978.2	3986	Mar 2023	LORRAINE M...
4402	\$22,000/mth	3/6	\$5.2	4264	Dec 2022	N/A
4402	\$5,490,000	3/6	\$1,287.5	4264	Dec 2022	N/A