



Ten Museum Pk Residential

1040 Biscayne BLVD
Miami, FL 33132

Every month we compile this comprehensive market report focus on Ten Museum Pk Residential in this convenient and easy to read format. Our data comes from more than six different sources including MLS Associations, County Offices and Financial Institutions. Get this report for free every month on our website tenmuseumparkcondosforsale.com.

Property Stats

POSTAL CODE 33132

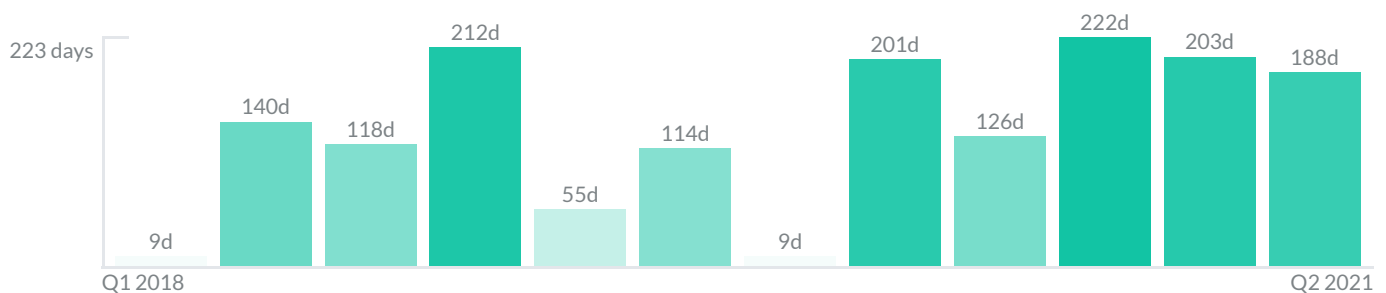
The property stats graph represents the median price evolution since ten years in your postal code area.



Similar Properties

DAYS ON THE MARKET

Everyday 3 months we monitor how many days it takes for similar properties to be sold. This is also a good indicator to know when to buy or sale!



Mortgage Rates

PER YEAR

Understanding mortgage economics is important when you want to buy with a loan. Below is the historical yearly average mortgage rates in the Unites States retrieved from Freddie Mac©

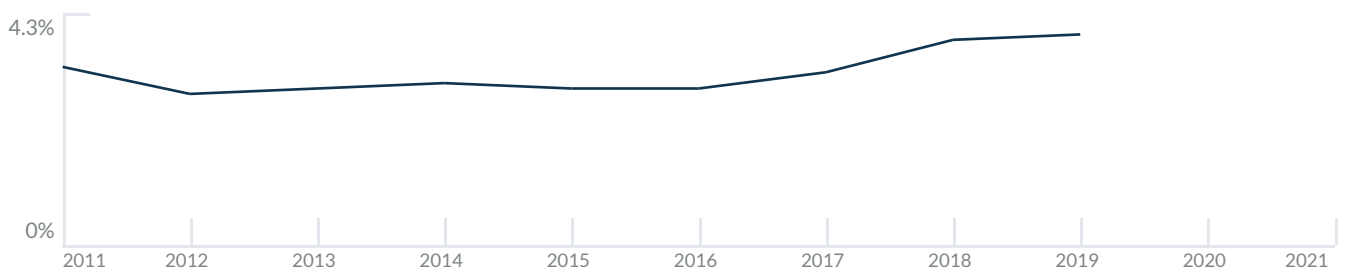
30 YEARS FIXED 4.4%



15 YEARS FIXED 3.9%



5/1-YEAR ADJUSTABLE 3.9%



Schools

CLOSEST

Having good schools nearby is important if you have kids or plan to rent or sell your home. Ratings are retrieved from the leading independent and nonprofit GreatSchools©

ELEMENTARY SCHOOL	MIDDLE SCHOOL	HIGH SCHOOL
Alpha Charter Of Aspire For	Genio Maria De Hostos Youth Leadership Charter School	World School Of The Arts
1/10	1/10	10/10

Insights

IN TEN MUSEUM PK RESIDENTIAL



















Below the average listing prices of available unit per property type.



Activity

SOLD OR RENTED

Below the latest transactions reported by the local MLS Association for Ten Museum Pk Residential

 <p>\$1,150,000  </p> <p>UNIT 2301 SOLD APR 2021</p>	 <p>\$2,200  </p> <p>UNIT 1808 RENTED APR 2021</p>	 <p>\$21,500  </p> <p>UNIT 4403 RENTED APR 2021</p>
 <p>\$2,600  </p> <p>UNIT 1408 RENTED APR 2021</p>	 <p>\$3,900,000  </p> <p>UNIT PH4602 SOLD APR 2021</p>	 <p>\$2,500  </p> <p>UNIT 3705 RENTED APR 2021</p>

Sold

LAST 20 PROPERTIES SOLD IN TEN MUSEUM PK RESIDENTIAL

Unit	Price	Beds/Baths	\$/Sqft	Sqft	Buying Date	Days on Market
2301	\$1,150,000	2/3	\$662.8	1,735	Apr 2021	188
PH46...	\$3,900,000	5/6	\$911.2	4,280	Mar 2021	120
2203	\$799,000	2/3	\$445.4	1,794	Mar 2021	480
1807	\$540,000	2/3	\$480.9	1,123	Mar 2021	58
1201	\$1,130,000	2/3	\$651.3	1,735	Mar 2021	278
1504	\$830,000	2/3	\$479.8	1,730	Feb 2021	128
2307	\$515,000	2/3	\$458.6	1,123	Feb 2021	152
2002	\$769,000	2/3	\$426.7	1,802	Nov 2020	547
3605	\$314,000	1/2	\$397.0	791	Oct 2020	50
2106	\$540,000	2/3	\$480.9	1,123	Oct 2020	70
2704	\$850,000	2/2	\$491.3	1,730	Sep 2020	54
1705	\$325,000	1/2	\$410.9	791	Sep 2020	48
1901	\$850,000	2/2	\$489.9	1,735	Sep 2020	280
1904	\$840,000	2/3	\$485.5	1,730	Sep 2020	99
2101	\$815,000	2/3	\$469.7	1,735	Aug 2020	94
1004	\$1,149,000	3/3	\$522.5	2,199	Jul 2020	178
1906	\$465,000	2/3	\$414.1	1,123	Jan 2020	165
3104	\$899,000	2/3	\$519.7	1,730	Jan 2020	237
2202	\$849,000	2/3	\$471.1	1,802	Dec 2019	9
2105	\$365,000	1/2	\$461.4	791	Sep 2019	44

Rented

LAST 20 PROPERTIES RENTED IN TEN MUSEUM PK RESIDENTIAL

Unit	Price	Beds/Baths	\$/Sqft	Sqft	Rented Date	Days on Market
1808	\$2,200	1/2	\$2.7	808	Apr 2021	8
4403	\$21,500	4/6	\$5.0	4,327	Apr 2021	12
1408	\$2,600	1/2	\$3.2	808	Apr 2021	3
3705	\$2,500	1/2	\$3.2	791	Mar 2021	N/A
2607	\$3,000	2/3	\$2.7	1,123	Mar 2021	5
1708	\$2,350	1/2	\$2.9	808	Mar 2021	150
3305	\$3,000	1/2	\$3.8	791	Mar 2021	25
2007	\$3,100	2/3	\$2.8	1,123	Mar 2021	10
1205	\$2,300	1/2	\$2.9	791	Feb 2021	41
1805	\$2,300	1/2	\$2.9	791	Feb 2021	47
4008	\$2,750	1/2	\$3.4	808	Feb 2021	16
1006	\$3,000	2/3	\$2.7	1,123	Feb 2021	6
2306	\$2,900	2/3	\$2.6	1,123	Jan 2021	9
1403	\$5,500	2/3	\$3.1	1,794	Jan 2021	26
3301	\$4,700	2/3	\$2.7	1,735	Jan 2021	17
2108	\$2,400	1/2	\$3.0	808	Dec 2020	97
3906	\$3,000	2/3	\$2.7	1,123	Dec 2020	125
3808	\$2,600	1/2	\$3.2	808	Dec 2020	97
2605	\$2,200	1/2	\$2.8	791	Dec 2020	43
1505	\$2,500	1/2	\$3.2	791	Dec 2020	166

Currently Listed

ACTIVE LISTINGS 1/1

Unit	Price	Beds/Baths	\$/Sqft	Sqft	Listing Date	Owner
PH42...	\$18,000/mth	3/5	\$4.6	3932	Apr 2021	JPMORGAN C...
1506	\$524,500	2/3	\$467.1	1123	Apr 2021	ZOY T SARPO...
1602	\$1,300,000	2/3	\$721.4	1802	Mar 2021	GLORIA CAD...
1805	\$360,000	1/2	\$455.1	791	Dec 2020	MOSTAFA GH...
2205	\$365,000	1/2	\$461.4	791	Jan 2021	FEDERAL NAT...
2304	\$1,150,000	2/3	\$664.7	1730	Apr 2021	THOMAS E GE...
3007	\$499,000	2/3	\$444.3	1123	Mar 2021	JESSICA M FU...
4105	\$310,000	1/2	\$391.9	791	Apr 2021	