



Ten Museum Pk Residential

1040 Biscayne BLVD
Miami, FL 33132

Every month we compile this comprehensive market report focus on Ten Museum Pk Residential in this convenient and easy to read format. Our data comes from more than six different sources including MLS Associations, County Offices and Financial Institutions. Get this report for free every month on our website

tenmuseumparkcondosforsale.com.

Property Stats

POSTAL CODE 33132

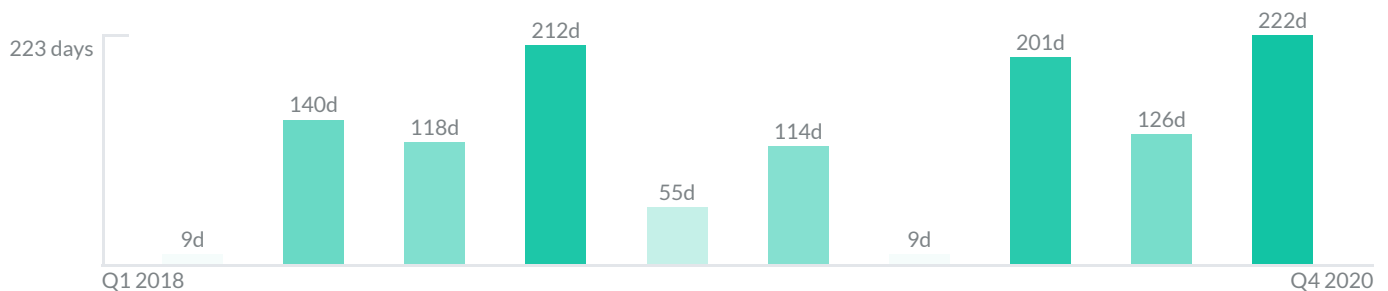
The property stats graph represents the median price evolution since ten years in your postal code area.



Similar Properties

DAYS ON THE MARKET

Everyday 3 months we monitor how many days it takes for similar properties to be sold. This is also a good indicator to know when to buy or sale!



Mortgage Rates

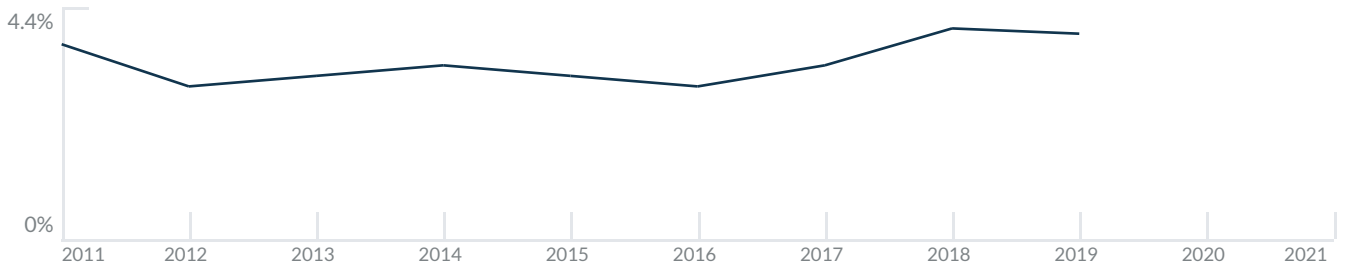
PER YEAR

Understanding mortgage economics is important when you want to buy with a loan. Below is the historical yearly average mortgage rates in the Unites States retrieved from Freddie Mac©

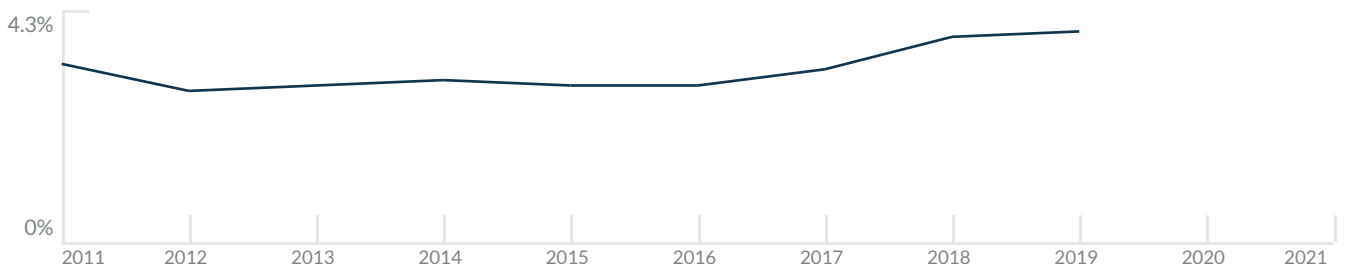
30 YEARS FIXED 4.4%



15 YEARS FIXED 3.9%



5/1-YEAR ADJUSTABLE 3.9%



Schools

CLOSEST

Having good schools nearby is important if you have kids or plan to rent or sell your home. Ratings are retrieved from the leading independent and nonprofit GreatSchools©

ELEMENTARY SCHOOL	MIDDLE SCHOOL	HIGH SCHOOL
Alpha Charter Of Aspire For	Genio Maria De Hostos Youth Leadership Charter School	World School Of The Arts
1/10	1/10	10/10

Insights

IN TEN MUSEUM PK RESIDENTIAL

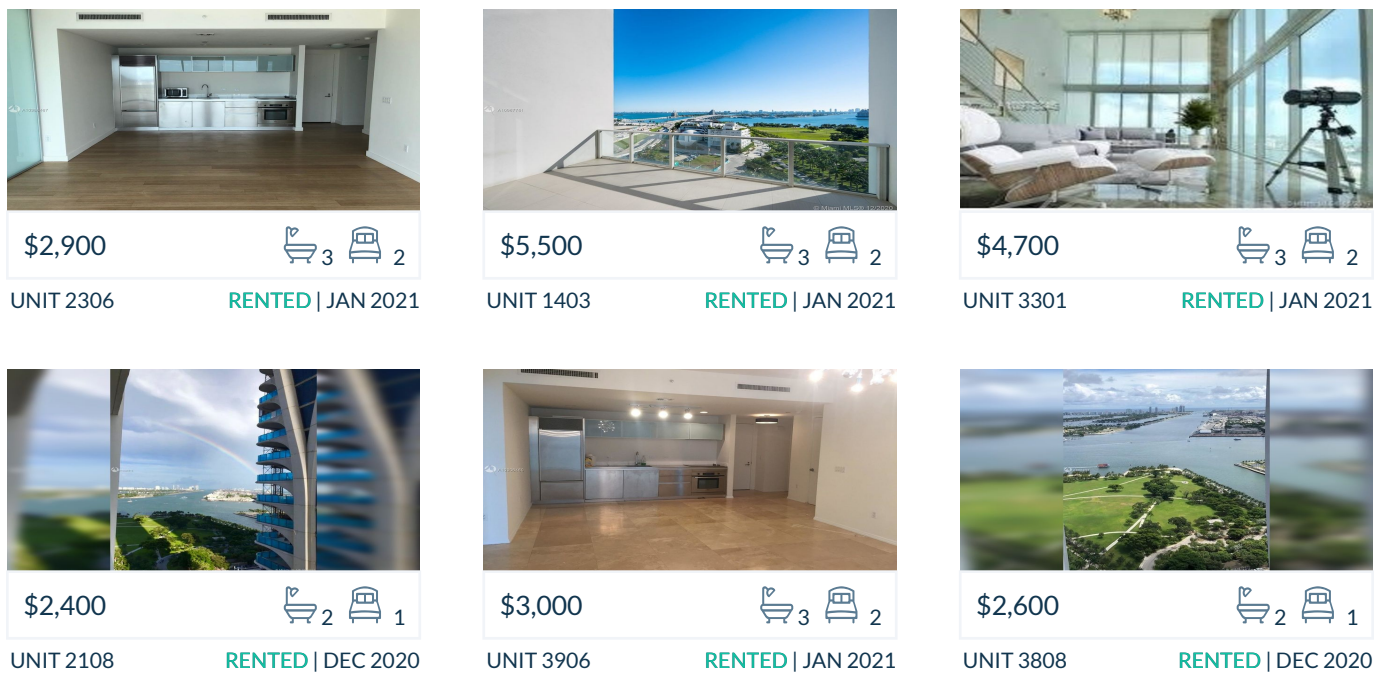
Below the average listing prices of available unit per property type.



Activity

SOLD OR RENTED

Below the latest transactions reported by the local MLS Association for Ten Museum Pk Residential



Sold

LAST 20 PROPERTIES SOLD IN TEN MUSEUM PK RESIDENTIAL

Unit	Price	Beds/Baths	\$/Sqft	Sqft	Buying Date	Days on Market
2002	\$769,000	2/3	\$426.7	1,802	Nov 2020	547
3605	\$314,000	1/2	\$397.0	791	Oct 2020	50
2106	\$540,000	2/3	\$480.9	1,123	Oct 2020	70
2704	\$850,000	2/2	\$491.3	1,730	Sep 2020	54
1705	\$325,000	1/2	\$410.9	791	Sep 2020	48
1901	\$850,000	2/2	\$489.9	1,735	Sep 2020	280
1904	\$840,000	2/3	\$485.5	1,730	Sep 2020	99
2101	\$815,000	2/3	\$469.7	1,735	Aug 2020	94
1004	\$1,149,000	3/3	\$522.5	2,199	Jul 2020	178
1906	\$465,000	2/3	\$414.1	1,123	Jan 2020	165
3104	\$899,000	2/3	\$519.7	1,730	Jan 2020	237
2202	\$849,000	2/3	\$471.1	1,802	Dec 2019	9
2105	\$365,000	1/2	\$461.4	791	Sep 2019	44
1005	\$310,000	1/2	\$391.9	791	Aug 2019	134
3905	\$349,000	1/2	\$441.2	791	Aug 2019	125
2205	\$299,900	1/2	\$379.1	791	Jul 2019	151
4202	\$1,499,000	3/5	\$381.2	3,932	Apr 2019	13
1605	\$299,000	1/2	\$378.0	791	Apr 2019	6
2008	\$325,000	1/2	\$402.2	808	Apr 2019	146
1001	\$7,500	4/4	\$2.7	2,800	Feb 2019	212

Rented

LAST 20 PROPERTIES RENTED IN TEN MUSEUM PK RESIDENTIAL

Unit	Price	Beds/Baths	\$/Sqft	Sqft	Rented Date	Days on Market
2306	\$2,900	2/3	\$2.6	1,123	Jan 2021	9
1403	\$5,500	2/3	\$3.1	1,794	Jan 2021	26
3301	\$4,700	2/3	\$2.7	1,735	Jan 2021	17
2108	\$2,400	1/2	\$3.0	808	Dec 2020	97
3906	\$3,000	2/3	\$2.7	1,123	Dec 2020	125
3808	\$2,600	1/2	\$3.2	808	Dec 2020	97
2605	\$2,200	1/2	\$2.8	791	Dec 2020	43
1505	\$2,500	1/2	\$3.2	791	Dec 2020	166
4403	\$20,000	4/6	\$4.6	4,327	Nov 2020	38
2802	\$4,770	2/3	\$2.6	1,802	Nov 2020	28
3307	\$3,150	1/2	\$2.8	1,123	Nov 2020	99
2706	\$3,100	2/3	\$2.8	1,123	Nov 2020	108
3006	\$2,900	2/3	\$2.6	1,123	Oct 2020	21
3807	\$2,900	2/3	\$2.6	1,123	Oct 2020	18
2307	\$4,000	2/3	\$3.6	1,123	Oct 2020	144
3508	\$2,150	1/2	\$2.7	808	Oct 2020	8
2505	\$2,250	1/2	\$2.8	791	Sep 2020	153
4402	\$17,500	3/6	\$4.1	4,264	Sep 2020	90
3608	\$2,150	1/2	\$2.7	808	Sep 2020	124
3505	\$2,150	1/2	\$2.7	791	Sep 2020	24

Currently Listed

ACTIVE LISTINGS 1/2

Unit	Price	Beds/Baths	\$/Sqft	Sqft	Listing Date	Owner
TS-42...	\$1,399,000	2/3	\$543.7	2573	Dec 2020	DAVID SHELT...
PH46...	\$3,900,000	5/6	\$911.2	4280	Dec 2020	KIMBERLY AN...
1006	\$3,000/mth	2/3	\$2.7	1123	Jan 2021	DOMINGO IN...
1205	\$2,300/mth	1/2	\$2.9	791	Jan 2021	MIDLAND IRA...
1506	\$535,000	2/3	\$476.4	1123	Dec 2020	ZOY T SARPO...
1708	\$2,350/mth	1/2	\$2.9	808	Jan 2021	
1708	\$389,000	1/2	\$481.4	808	Nov 2020	
1805	\$360,000	1/2	\$455.1	791	Dec 2020	MOSTAFA GH...
1805	\$2,300/mth	1/2	\$2.9	791	Dec 2020	MOSTAFA GH...
1806	\$520,000	2/3	\$463.0	1123	Nov 2020	JORGE A VIER...
1807	\$540,000	2/3	\$480.9	1123	Dec 2020	JEAN JACQUE...
2007	\$489,000	2/3	\$435.4	1123	Jan 2021	AHMED RIES...
2203	\$799,000	2/3	\$445.4	1794	Dec 2020	FABIAN CAIN...
2205	\$365,000	1/2	\$461.4	791	Jan 2021	FEDERAL NAT...
2206	\$530,000	2/3	\$472.0	1123	Jan 2021	JULIE QUITTN...
2301	\$1,150,000	2/3	\$662.8	1735	Jan 2021	ALLEN TULLER
2505	\$362,000	1/2	\$457.6	791	Nov 2020	JORGE RIQUE...
3007	\$469,000	2/3	\$417.6	1123	Jan 2021	JESSICA M FU...
3105	\$319,000	1/2	\$403.3	791	Nov 2020	PATRICK PEN...
4105	\$350,000	1/2	\$442.5	791	Nov 2020	

Currently Listed

ACTIVE LISTINGS 2/2

Unit	Price	Beds/Baths	\$/Sqft	Sqft	Listing Date	Owner
4403	\$4,295,000	4/6	\$992.6	4327	Jan 2021	JAMES P COL...