



Ten Museum Pk Residential

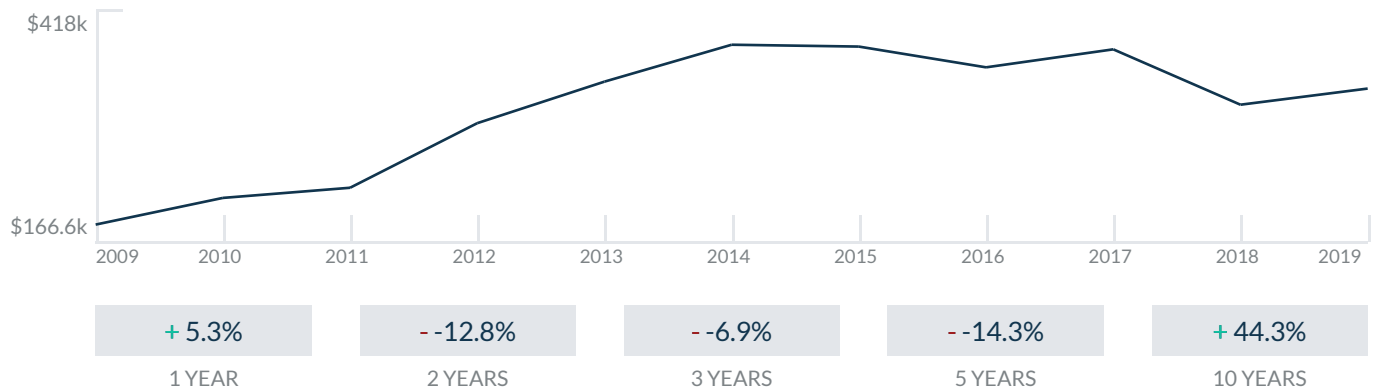
1040 Biscayne BLVD
Miami, FL 33132

Every month we compile this comprehensive market report focus on Ten Museum Pk Residential in this convenient and easy to read format. Our datas comes from more than six different sources including MLS Associations, County Offices and Financial Institutions. Get this report for free every month on our website tenmuseumparkcondosforsale.com.

Property Stats

POSTAL CODE 33132

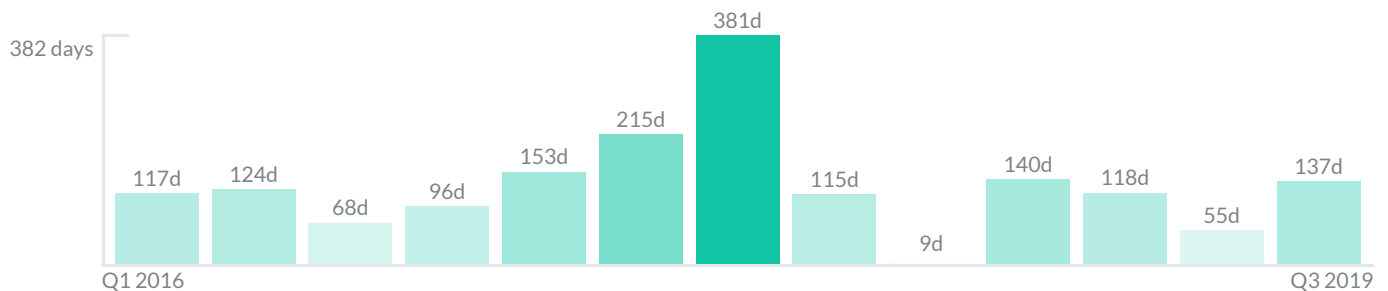
The property stats graph represents the median price evolution since ten years in your postal code area.



Similar Properties

DAYS ON THE MARKET

Everyday 3 months we monitor how many days it takes for similar properties to be sold. This is also a good indicator to know when to buy or sale!

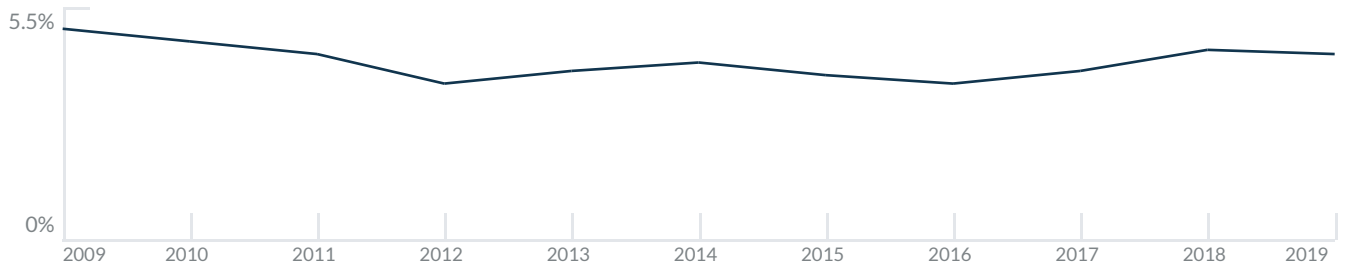


Mortgage Rates

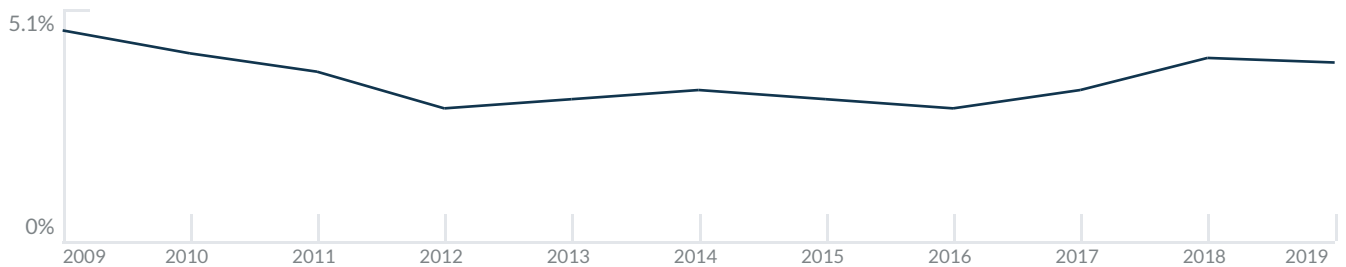
PER YEAR

Understanding mortgage economics is important when you want to buy with a loan. Below is the historical yearly average mortgage rates in the Unites States retrieved from Freddie Mac©

30 YEARS FIXED 4.4%



15 YEARS FIXED 3.9%



5/1-YEAR ADJUSTABLE 3.9%



Schools

CLOSEST

Having good schools nearby is important if you have kids or plan to rent or sell your home. Ratings are retrieved from the leading independent and nonprofit GreatSchools©

<p>ELEMENTARY SCHOOL</p> <p>Alpha Charter Of Aspire For</p> <p>1/10</p>	<p>MIDDLE SCHOOL</p> <p>Genio Maria De Hostos Youth Leadership Charter School</p> <p>1/10</p>	<p>HIGH SCHOOL</p> <p>World School Of The Arts</p> <p>10/10</p>
---	---	---

Insights

IN TEN MUSEUM PK RESIDENTIAL

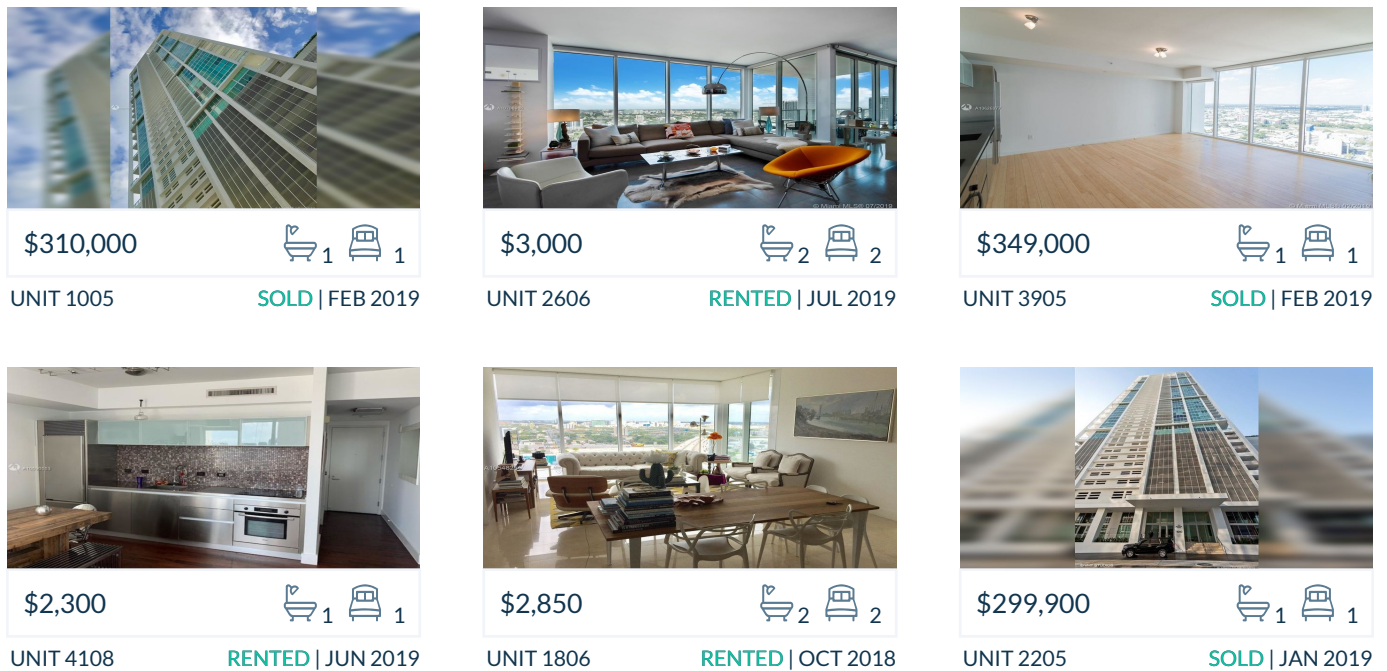
Below the average listing prices of available unit per property type.



Activity

SOLD OR RENTED

Below the latest transactions reported by the local MLS Association for Ten Museum Pk Residential



Sold

LAST 20 PROPERTIES SOLD IN TEN MUSEUM PK RESIDENTIAL

Unit	Price	Beds/Baths	\$/Sqft	Sqft	Buying Date	Days on Market
1005	\$310,000	1/1	\$391.9	791	Aug 2019	134
3905	\$349,000	1/1	\$441.2	791	Aug 2019	125
2205	\$299,900	1/1	\$379.1	791	Jul 2019	151
4202	\$1,499,000	3/5	\$381.2	3,932	Apr 2019	13
1605	\$299,000	1/1	\$378.0	791	Apr 2019	6
2008	\$325,000	1/1	\$402.2	808	Apr 2019	146
1204	\$795,000	2/2	\$417.1	1,906	Sep 2018	261
4406	\$849,000	2/2	\$332.2	2,556	Aug 2018	6
4607	\$1,399,000	3/3	\$545.2	2,566	Jul 2018	88
3005	\$325,000	1/1	\$410.9	791	Jun 2018	140
3207	\$515,000	2/2	\$458.6	1,123	Mar 2018	2
2106	\$515,000	2/2	\$458.6	1,123	Feb 2018	16
3602	\$1,149,000	2/2	\$637.6	1,802	Oct 2017	115
3008	\$380,000	1/1	\$447.1	850	Sep 2017	429
2808	\$330,000	1/1	\$408.4	808	Sep 2017	162
2608	\$319,000	1/1	\$375.3	850	Jul 2017	552
2106	\$429,500	2/2	\$382.5	1,123	Jun 2017	196
4206	\$1,080,000	2/2	\$419.7	2,573	Jun 2017	421
2207	\$440,000	2/2	\$391.8	1,123	May 2017	113
4207	\$1,560,000	3/3	\$604.4	2,581	Apr 2017	129

Rented

LAST 20 PROPERTIES RENTED IN TEN MUSEUM PK RESIDENTIAL

Unit	Price	Beds/Baths	\$/Sqft	Sqft	Rented Date	Days on Market
2606	\$3,000	2/2	\$2.7	1,123	Aug 2019	33
4108	\$2,300	1/1	\$2.8	808	Aug 2019	36
1806	\$2,850	2/2	\$2.5	1,123	Aug 2019	298
2805	\$2,200	1/1	\$2.8	791	Jul 2019	20
1708	\$2,300	1/1	\$2.8	808	Jul 2019	58
1704	\$4,600	2/2	\$2.7	1,730	Jun 2019	44
2705	\$2,300	1/1	\$2.9	791	Jun 2019	69
1205	\$2,200	1/1	\$2.8	791	Jun 2019	90
2108	\$2,200	1/1	\$2.7	808	May 2019	19
4003	\$4,725	2/2	\$2.6	1,794	May 2019	17
3205	\$2,150	1/1	\$2.7	791	May 2019	43
4107	\$2,900	2/2	\$2.6	1,123	May 2019	27
4407	\$10,500	3/3	\$4.1	2,566	May 2019	471
1004	\$5,500	2/2	\$2.5	2,199	May 2019	50
2907	\$2,800	2/2	\$2.5	1,123	May 2019	86
1107	\$2,800	2/2	\$2.5	1,123	May 2019	68
2406	\$2,800	2/2	\$2.5	1,123	May 2019	15
2802	\$4,900	2/2	\$2.7	1,802	Apr 2019	62
2008	\$2,000	1/1	\$2.5	808	Apr 2019	141
1207	\$2,745	2/2	\$2.4	1,123	Apr 2019	182

Currently Listed

ACTIVE LISTINGS 1/2

Unit	Price	Beds/Baths	\$/Sqft	Sqft	Listing Date	Owner
PH46...	\$5,150,000	5/5	\$982.6	5241	Mar 2019	N/A
TS-42...	\$1,499,000	2/2	\$582.6	2573	Mar 2019	N/A
1004	\$1,099,000	2/2	\$499.8	2199	Dec 2018	N/A
1103	\$4,900/mth	2/2	\$2.7	1794	Aug 2019	N/A
1602	\$1,100,000	2/2	\$610.4	1802	Aug 2019	N/A
1608	\$2,300/mth	1/1	\$2.8	808	Aug 2019	N/A
1708	\$339,000	1/1	\$419.6	808	Jun 2019	N/A
1906	\$495,000	2/2	\$440.8	1123	Aug 2019	N/A
1908	\$2,350/mth	1/1	\$2.9	808	Jul 2019	N/A
2002	\$839,000	2/2	\$465.6	1802	Apr 2019	N/A
2002	\$4,495/mth	2/2	\$2.5	1802	Apr 2019	N/A
2203	\$879,000	2/2	\$490.0	1794	Jul 2017	N/A
2205	\$375,000	1/1	\$474.1	791	Jul 2019	N/A
2205	\$2,375/mth	1/1	\$3.0	791	Jul 2019	N/A
2402	\$858,000	2/2	\$476.1	1802	Jun 2019	N/A
2704	\$999,000	2/2	\$577.5	1730	Mar 2019	N/A
3007	\$419,900	2/2	\$373.9	1123	Aug 2019	N/A
3104	\$6,500/mth	2/2	\$3.6	1802	Apr 2019	N/A
3104	\$925,000	2/2	\$534.7	1730	May 2019	N/A
3205	\$355,000	1/1	\$448.8	791	Jul 2019	N/A

Currently Listed

ACTIVE LISTINGS 2/2

Unit	Price	Beds/Baths	\$/Sqft	Sqft	Listing Date	Owner
3307	\$3,350/mth	2/2	\$3.0	1123	Aug 2019	N/A
3308	\$2,400/mth	1/1	\$3.0	808	Aug 2019	N/A
3406	\$518,000	2/2	\$461.3	1123	Apr 2019	N/A
3508	\$2,375/mth	1/1	\$2.9	808	Aug 2019	N/A
3808	\$2,400/mth	1/1	\$3.0	808	Aug 2019	N/A
4206	\$12,000/mth	2/2	\$4.7	2573	Sep 2018	N/A
4403	\$3,599,000	5/5	\$737.7	4879	Jun 2019	N/A
4403	\$12,000/mth	5/5	\$2.5	4879	Jun 2019	N/A