



Ten Museum Pk Residential

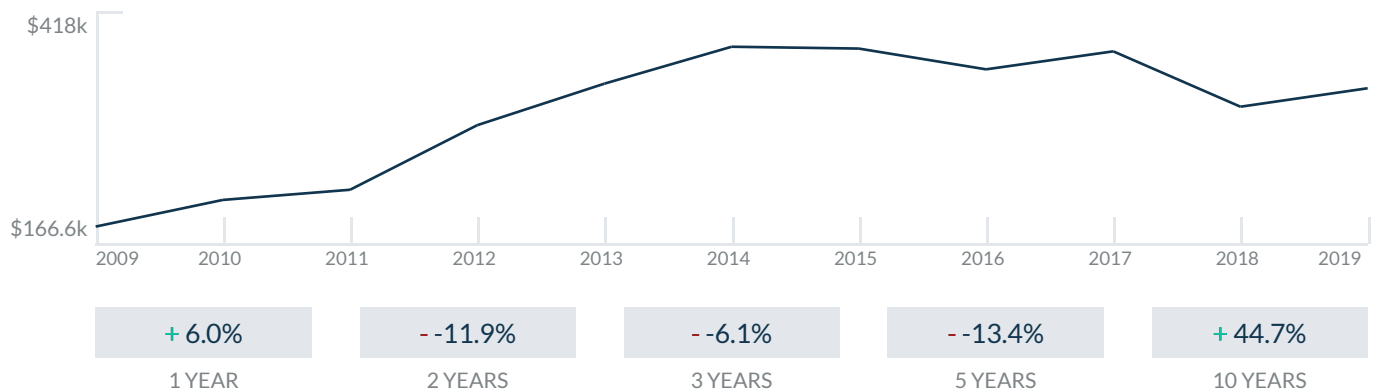
1040 Biscayne BLVD
Miami, FL 33132

Every month we compile this comprehensive market report focus on Ten Museum Pk Residential in this convenient and easy to read format. Our data comes from more than six different sources including MLS Associations, County Offices and Financial Institutions. Get this report for free every month on our website tenmuseumparkcondosforsale.com.

Property Stats

POSTAL CODE 33132

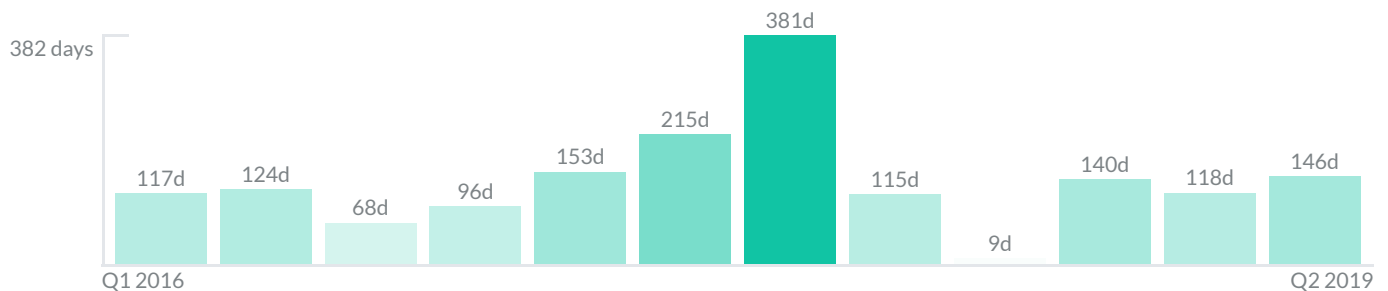
The property stats graph represents the median price evolution since ten years in your postal code area.



Similar Properties

DAYS ON THE MARKET

Everyday 3 months we monitor how many days it takes for similar properties to be sold. This is also a good indicator to know when to buy or sale!

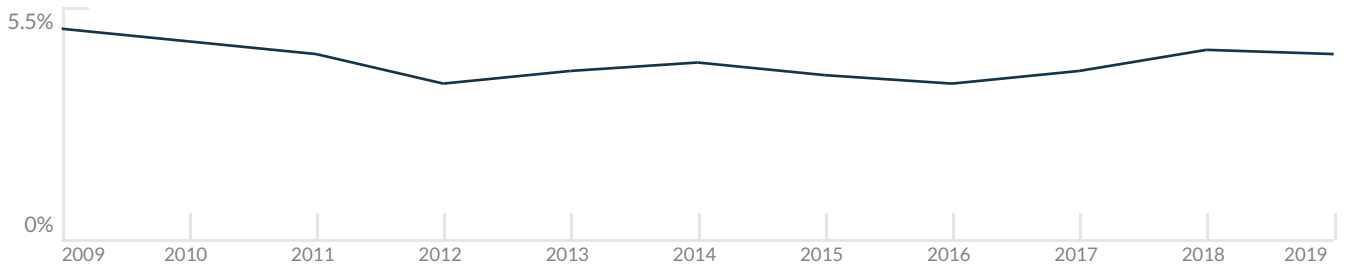


Mortgage Rates

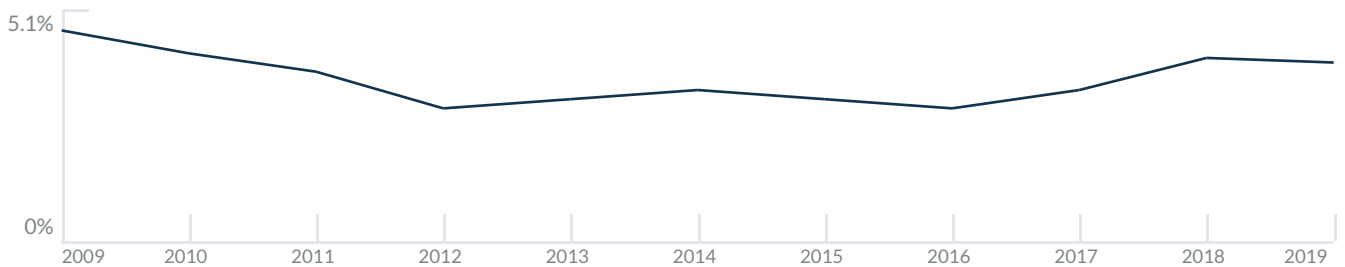
PER YEAR

Understanding mortgage economics is important when you want to buy with a loan. Below is the historical yearly average mortgage rates in the Unites States retrieved from Freddie Mac©

30 YEARS FIXED 4.4%



15 YEARS FIXED 3.9%



5/1-YEAR ADJUSTABLE 3.9%



Schools

CLOSEST

Having good schools nearby is important if you have kids or plan to rent or sell your home. Ratings are retrieved from the leading independent and nonprofit GreatSchools©

<p>ELEMENTARY SCHOOL</p> <p>Alpha Charter Of Aspire For</p> <p>1/10</p>	<p>MIDDLE SCHOOL</p> <p>Genio Maria De Hostos Youth Leadership Charter School</p> <p>1/10</p>	<p>HIGH SCHOOL</p> <p>World School Of The Arts</p> <p>10/10</p>
---	---	---

Insights

IN TEN MUSEUM PK RESIDENTIAL

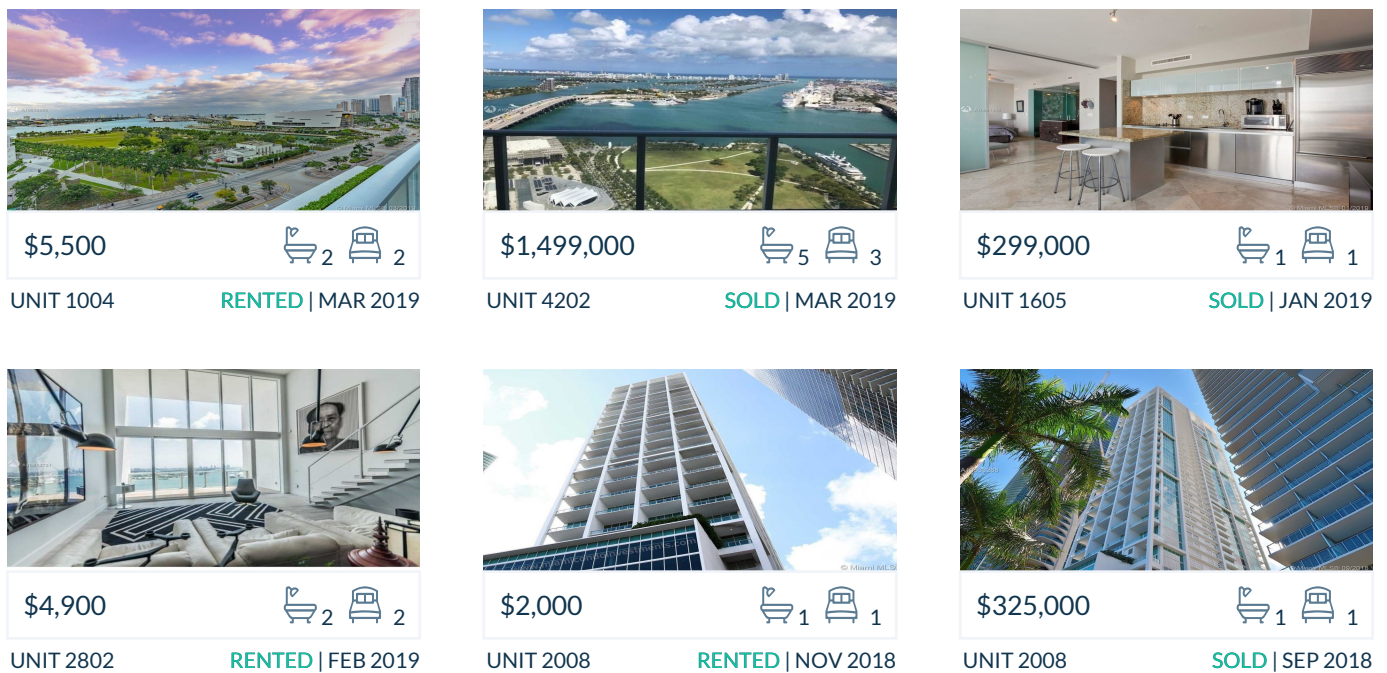
Below the average listing prices of available unit per property type.



Activity

SOLD OR RENTED

Below the latest transactions reported by the local MLS Association for Ten Museum Pk Residential



Sold

LAST 20 PROPERTIES SOLD IN TEN MUSEUM PK RESIDENTIAL

Unit	Price	Beds/Baths	\$/Sqft	Sqft	Buying Date	Days on Market
2008	\$325,000	1/1	\$402.2	808	Apr 2019	146
1204	\$795,000	2/2	\$417.1	1,906	Sep 2018	261
4406	\$849,000	2/2	\$332.2	2,556	Aug 2018	6
4607	\$1,399,000	3/3	\$545.2	2,566	Jul 2018	88
3005	\$325,000	1/1	\$410.9	791	Jun 2018	140
3207	\$515,000	2/2	\$458.6	1,123	Mar 2018	2
2106	\$515,000	2/2	\$458.6	1,123	Feb 2018	16
3602	\$1,149,000	2/2	\$637.6	1,802	Oct 2017	115
3008	\$380,000	1/1	\$447.1	850	Sep 2017	429
2808	\$330,000	1/1	\$408.4	808	Sep 2017	162
2608	\$319,000	1/1	\$375.3	850	Jul 2017	552
2106	\$429,500	2/2	\$382.5	1,123	Jun 2017	196
4206	\$1,080,000	2/2	\$419.7	2,573	Jun 2017	421
2207	\$440,000	2/2	\$391.8	1,123	May 2017	113
4207	\$1,560,000	3/3	\$604.4	2,581	Apr 2017	129
2105	\$350,000	1/1	\$442.5	791	Mar 2017	71
1906	\$445,000	2/2	\$396.3	1,123	Mar 2017	44
3206	\$430,000	2/2	\$382.9	1,123	Mar 2017	133
4008	\$359,000	1/1	\$422.4	850	Feb 2017	35
2803	\$850,000	2/2	\$436.1	1,949	Feb 2017	483

Rented

LAST 20 PROPERTIES RENTED IN TEN MUSEUM PK RESIDENTIAL

Unit	Price	Beds/Baths	\$/Sqft	Sqft	Rented Date	Days on Market
2802	\$4,900	2/2	\$2.7	1,802	Apr 2019	62
2008	\$2,000	1/1	\$2.5	808	Apr 2019	141
1207	\$2,745	2/2	\$2.4	1,123	Apr 2019	182
1606	\$2,800	2/2	\$2.5	1,123	Apr 2019	70
1506	\$2,950	2/2	\$2.6	1,123	Apr 2019	66
1808	\$2,200	1/1	\$2.7	808	Apr 2019	26
2106	\$3,600	2/2	\$3.2	1,123	Mar 2019	1
1105	\$2,200	1/1	\$2.8	791	Mar 2019	28
2607	\$2,800	2/2	\$2.5	1,123	Feb 2019	46
2101	\$4,450	2/2	\$2.6	1,735	Feb 2019	73
2603	\$4,200	2/2	\$2.3	1,794	Feb 2019	171
3007	\$2,500	2/2	\$2.2	1,123	Jan 2019	7
2104	\$4,500	2/2	\$2.6	1,730	Jan 2019	18
2708	\$2,450	1/1	\$3.0	808	Dec 2018	53
1102	\$5,300	2/2	\$2.7	1,949	Dec 2018	20
1803	\$4,325	2/2	\$2.4	1,794	Dec 2018	81
4105	\$2,600	1/1	\$3.3	791	Nov 2018	73
1006	\$2,700	2/2	\$2.4	1,123	Nov 2018	22
4008	\$2,250	1/1	\$2.8	808	Nov 2018	69
4006	\$3,000	2/2	\$2.7	1,123	Nov 2018	135

Currently Listed

ACTIVE LISTINGS 1/2

Unit	Price	Beds/Baths	\$/Sqft	Sqft	Listing Date	Owner
PH46...	\$23,000/mth	5/5	\$4.4	5247	Apr 2018	KIMBERLY AN...
PH46...	\$5,150,000	5/5	\$982.6	5241	Mar 2019	N/A
TS-42...	\$1,499,000	2/2	N/A	N/A	Mar 2019	N/A
1004	\$1,190,000	2/2	\$541.2	2199	Dec 2018	N/A
1005	\$320,000	1/1	\$404.6	791	Feb 2019	N/A
1107	\$490,000	2/2	\$436.3	1123	Feb 2019	N/A
1107	\$2,800/mth	2/2	\$2.5	1123	Feb 2019	N/A
1205	\$2,200/mth	1/1	\$2.8	791	Mar 2019	N/A
1602	\$1,100,000	2/2	\$610.4	1802	Feb 2019	N/A
1704	\$4,600/mth	2/2	\$2.7	1730	Apr 2019	N/A
1806	\$2,850/mth	2/2	\$2.5	1123	Oct 2018	N/A
1806	\$440,000	2/2	\$391.8	1123	Oct 2018	N/A
1906	\$555,000	2/2	\$494.2	1123	Apr 2019	N/A
2002	\$849,000	2/2	\$471.1	1802	Apr 2019	N/A
2002	\$4,950/mth	2/2	\$2.7	1802	Apr 2019	N/A
2202	\$849,000	2/2	\$471.1	1802	Jan 2019	N/A
2203	\$879,000	2/2	\$490.0	1794	Jul 2017	N/A
2205	\$315,900	1/1	\$399.4	791	Jan 2019	N/A
2406	\$2,800/mth	2/2	\$2.5	1123	Apr 2019	N/A
2407	\$525,888	2/2	\$468.3	1123	Sep 2018	N/A

Currently Listed

ACTIVE LISTINGS 2/2

Unit	Price	Beds/Baths	\$/Sqft	Sqft	Listing Date	Owner
2606	\$555,000	2/2	\$494.2	1123	Jul 2018	JEFFREY D M...
2704	\$1,199,000	2/2	\$693.1	1730	Mar 2019	N/A
2705	\$2,300/mth	1/1	\$2.9	791	Apr 2019	N/A
2904	\$1,099,000	2/2	\$635.3	1730	Jan 2018	HANS CHRIST...
2907	\$2,800/mth	2/2	\$2.5	1123	Feb 2019	N/A
3205	\$355,000	1/1	\$448.8	791	Jul 2018	BARBARA L B...
3205	\$2,150/mth	1/1	\$2.7	791	Apr 2019	N/A
3305	\$2,600/mth	1/1	\$3.3	791	Feb 2019	N/A
3406	\$518,000	2/2	\$461.3	1123	Apr 2019	N/A
3406	\$2,850/mth	2/2	\$2.5	1123	Apr 2019	N/A
3603	\$4,500/mth	2/2	\$2.5	1794	Apr 2019	N/A
3706	\$540,000	2/2	\$480.9	1123	Mar 2018	N/A
3905	\$360,000	1/1	\$455.1	791	Feb 2019	N/A
4002	\$6,500/mth	2/2	\$3.6	1802	Apr 2019	N/A
4107	\$2,900/mth	2/2	\$2.6	1123	Apr 2019	N/A
4206	\$12,000/mth	2/2	\$4.7	2573	Sep 2018	N/A
4407	\$10,500/mth	3/3	\$4.1	2566	Jan 2018	N/A